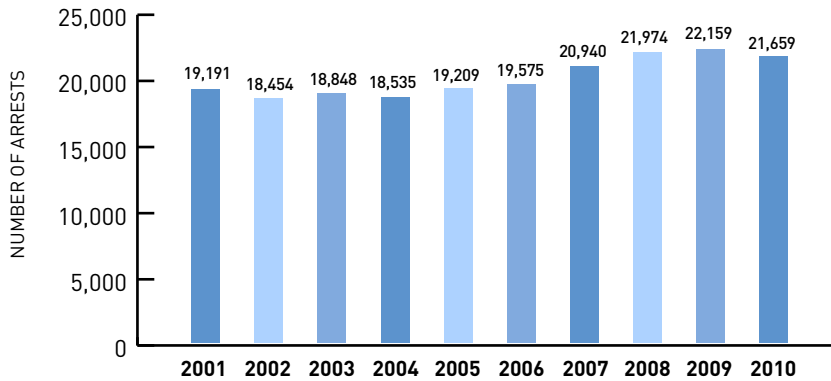


Marijuana Arrests in New Jersey

A snapshot of the "War on Drugs" in New Jersey

Number of Statewide Marijuana Possession Arrests 2001-10



Blacks are **2.8** times more likely than whites to be arrested for marijuana possession despite similar usage rates

Arrest Rates



All counties with racial disparities above the national average (3.73)

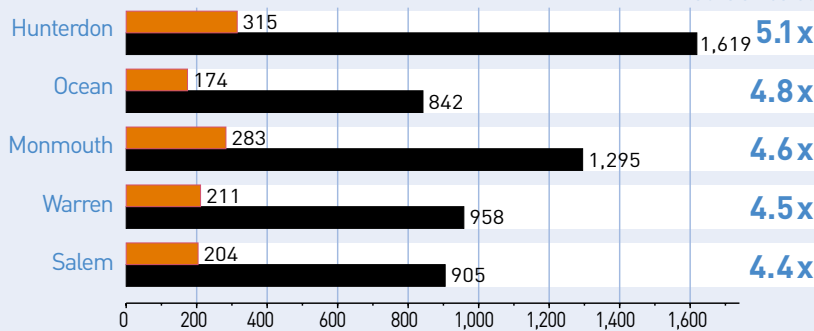


Racial Disparities In Marijuana Possession Arrest Rates*

Counties with the largest disparities

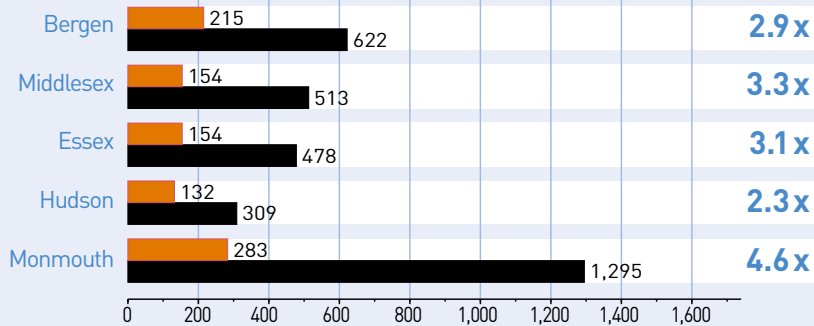
Population size >30,000, Black population >2%

Times more likely Blacks arrested



Counties with the largest population

Includes all counties, listed in order of size



Orange bar: White arrest rate
Black bar: Black arrest rate

Source: FBI / Uniform Crime Reporting Program Data and U.S. Census Data
*All arrest rates are per 100,000 and based on 2010 data

Cost

Money spent enforcing marijuana possession laws in 2010: **\$127,343,512**

Drug Arrests by Offense in 2010

